

### APPLICATIONS

- Sensor recommended for torque measurements, turbocharger balancing
- Tip-Timing analysis on turbine blades; NVH analysis on turbochargers
- Analogue output for additional post-processing, data integration in models, simulations



### WORKING DISTANCE

Diffuse reflection (function encoding and Albedo)	0.5mm < D < 10mm (black and white stripes)
Through-beam	>30mm micro optic

### ELECTRICAL SPECIFICATIONS

Transmitters	LED near IR+ visible
Supply voltage	From 9 to 30Vcc
Average current consumption (12Vcc)	120 mA
Possible inrush current / Duration	>1 Amp. / <10 microsec.
Receiver (sensible to the light)	High-speed Photodiode
Switching Frequency	0<F<1 MHz
Switching time (10 - 90%)	Rise time < 35 nanosec. Fall time < 35 nanosec.
Sensor Setting / Power Adjustment / Option	Potentiometer ¾ tour / Additional washers / Remote Potentiometer via SMB
Connection / Optional	3x 1 m cables: 2 BNC+1 power supply cable / Additional output on SMA
Standard Output / Options	TTL 5Vcc + Analog from 500 mV to 5Vcc / Analogue & Analogue DC null via SMA
Output control	Blue LED + top of fibre visible light patented concept
Amplifier Operating temperature	From -10 °C To +70°C
Protection	Temporary short-cut


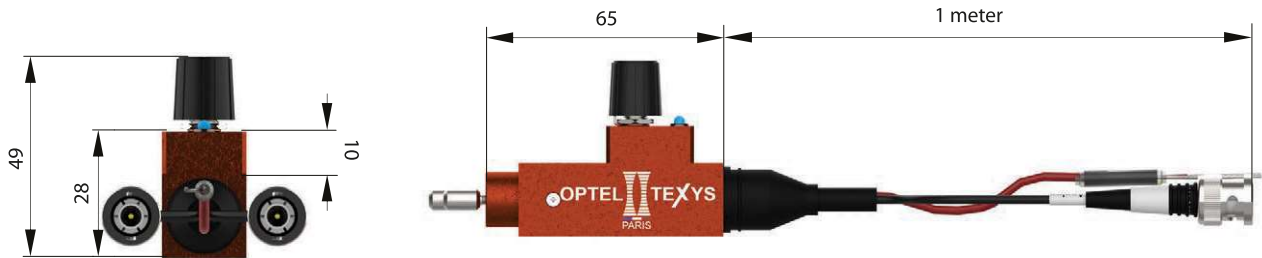
### MECHANICAL SPECIFICATIONS

Box	Anodized AU4G, standard in black
Mass	150 gr
Dimension, Fixation	14X48 mm, 4 x holes Ø 3mm

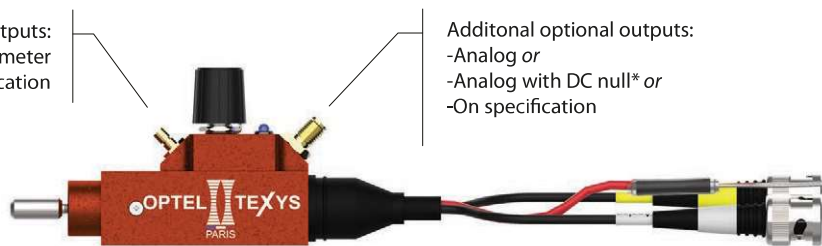
### RECOMMENDED PROBES

Diffuse reflection standard / slit ending fibre probe	Multi YO / Multi SLITYO
Through-beam standard / slit ending fibre probe	Multi FFO / Multi SLIT FFO
Standard temperature Range	Long life: -5°C to +80°C
Limit temperature Range	Limits: -50°C to +120°C
High Temperature probe	On Specification

These characteristics are not of contractual matters. OPTEL-TEXYS keeps the right to proceed to alterations of improvements without any previous notice. The Products should only be used for prototype testing and measurement purposes on Buyer's internal test vehicles and vehicle simulators, and, for avoidance of doubt, should not be installed on any vehicle that is not a Buyer internal test vehicle or vehicle simulator and should not be used for online condition monitoring.





Additional optional outputs:  
-Remote potentiometer  
-On specification



Additional optional outputs:  
-Analog or  
-Analog with DC null\* or  
-On specification

Power Adjustment:  
Additional washers



Additional optional outputs:  
-TTL or  
-Analog or



Probe separately sold  
MULTI SLIT YO HM6x20 SURG G

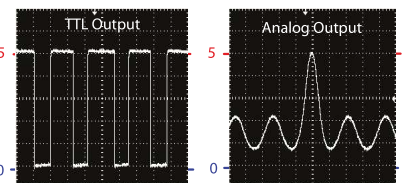
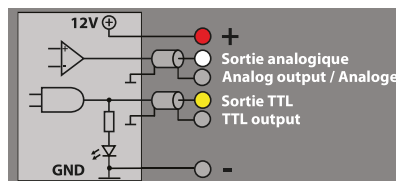
These characteristics are not of contractual matters. OPTEL-TEXYS keeps the right to alterations of improvements without any previous notice. The Products should only be used for prototype testing and measurement purposes on Buyer's internal test vehicles and vehicle simulators, and, for avoidance of doubt, should not be installed on any vehicle that is not a Buyer internal test vehicle or vehicle simulator and should not be used for online condition monitoring.



Advanced Sensing Systems for Analysis of Rotation Equipment

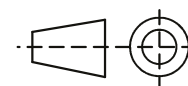
OPTEL-TEXYS  
6 Rue Emile LANDRIN  
F-75020 PARIS  
FRANCE

contact@optel-texys.com  
www.optel-texys.com  
Phone: +33(0)1 43 58 75 26



Material

Anodized aluminium



20210215

Reference

152 M