

RVIT 15-60 & 15-120i AUTHORIZED DISTRIBUTOR

Rotary Variable Inductance Transducers


SPECIFICATIONS

- ◆ DC operation
- ◆ Non-contact electrical design
- ◆ Infinite resolution
- ◆ Up to 120 degree sensing range
- ◆ ± 3 VDC ratiometric or 4-20mA output
- ◆ $\pm 0.25\%$ linearity
- ◆ Size 15 servo or flange mount
- ◆ Anodized aluminum housing

The **RVIT 15-60** and **RVIT 15-120i** are DC operated, non-contact, angular position sensors featuring MEAS proprietary RVIT (Rotary Variable Inductance Transducer) technology. Operating from a single rail DC voltage supply, they provide either a ± 3 VDC (RVIT 15-60) or 4-20mA (RVIT 15-120i) output, over a 120 degree angular sensing range.

The RVIT design utilizes a set of four printed circuit coils and a light-weight conductive spoiler to achieve superior performance with a low moment of inertia. During operation, the light weight spoiler rotates with the transducer shaft, differentially altering the inductance of the printed circuit planar coils. The resulting unbalance is precisely measured using a patented autoplex circuit. This signal is then converted to a linear DC output voltage, proportional to the angle of the rotor shaft. The digital circuit is extremely resistant to environmental disturbances such as EMI and RFI, and is compatible for use with most analog position feedback systems.

The RVIT 15-60 and RVIT 15-120i offer exceptional performance at a competitive price along with the interfacing flexibility of the ± 3 VDC and 4-20 mA outputs. The RVIT 15-60 emulates a potentiometer in that the output voltage is ratiometric to the supply voltage, within the limits of the specification. Other standard features include a wide operating temperature range, infinite resolution, and an extremely long rotational life. For higher volume applications, specialized options include **special angular sensing ranges**, and **custom unipolar or bipolar output voltage scaling**.



FEATURES

- ◆ Extremely long rotational life
- ◆ Internal voltage regulation
- ◆ Shielded ABEC 3 precision bearings
- ◆ Rugged aluminum housing
- ◆ Flange mount with shaft seal
(optional)

APPLICATIONS

- ◆ Ball valve position
- ◆ Throttle level feedback
- ◆ Rotary actuator feedback
- ◆ Dancer arm position
- ◆ Reeler / Dereeler

PERFORMANCE SPECIFICATIONS

ELECTRICAL SPECIFICATIONS		
Parameter	RVIT 15-60	RVIT 15-120i
Angular range	±60 degrees	0 to 120 degrees
Input voltage	4.0 to 5.5VDC	10 to 28VDC (<i>not to exceed 30VDC</i>)
Input current	14mA	41mA
Sensitivity (*)	10 mV/V/degree	0.133 mA/degree
Output at range ends (*)	±3.0VDC	1 to 5VDC (<i>with 250 Ohm loop resistor</i>)
Output current	2mA	4 to 20mA
Output impedance	1Ω maximum	250Ω maximum
Temp coefficient of output	±0.02% of FSO per °F [0.036% of FSO per °C], over operating temperature range	
Non-linearity	±0.25% of FR	
Repeatability & hysteresis	0.1% of FRO maximum	
Frequency response	25Hz @ -3dB	
ENVIRONMENTAL AND MECHANICAL SPECIFICATIONS		
Temperature range	0°F to +170°F [-18°C to 77°C] Operating; -67°F to +257°F [-55°C to 125°C] Storage	
Mechanical angular range	360 degrees (no stops)	
Bearings	ABEC 3 precision, matched and preloaded	
Shaft diameter	3/16 inch [4.76mm]	
Housing material	Aluminum, black anodize	
Mounting	Size 15 servo mount BU-ORD (standard) or Flange mount with shaft seal (with accessory)	
Maximum torque	0.12 inch.ounce-force [8.6 gram-force.cm]	
Shaft load capability	10 lb [4.5Kg] Axial and Radial	
Electrical connection	3 conductor cable, AWG 26, under PVC jacket, 12 inches [30cm] long	
Weight	2.5 oz [70grams]	
IEC 60529 rating	IP60	

Notes:

All values are nominal unless otherwise noted

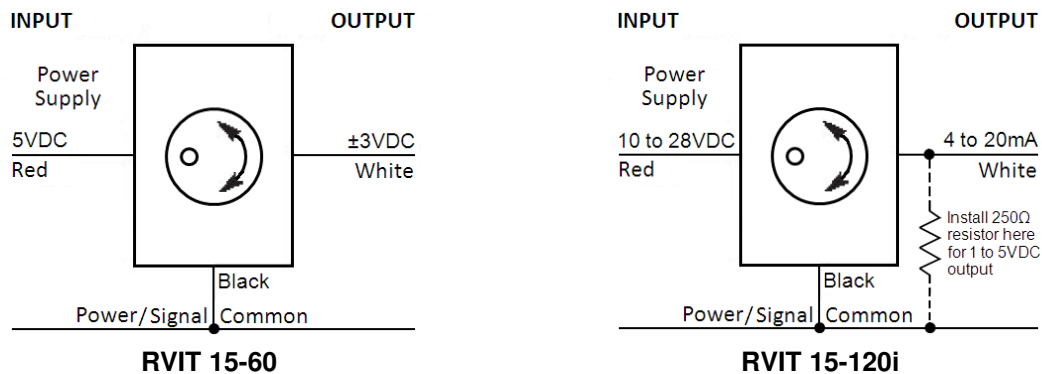
FR (Full Range) is the angular range, end to end; $2 \times A^2$ for $\pm A^2$ angular range, A^2 for a 0 to A^2 range

FSO (Full Scale Output): Largest absolute value of the outputs measured at the ends of the range

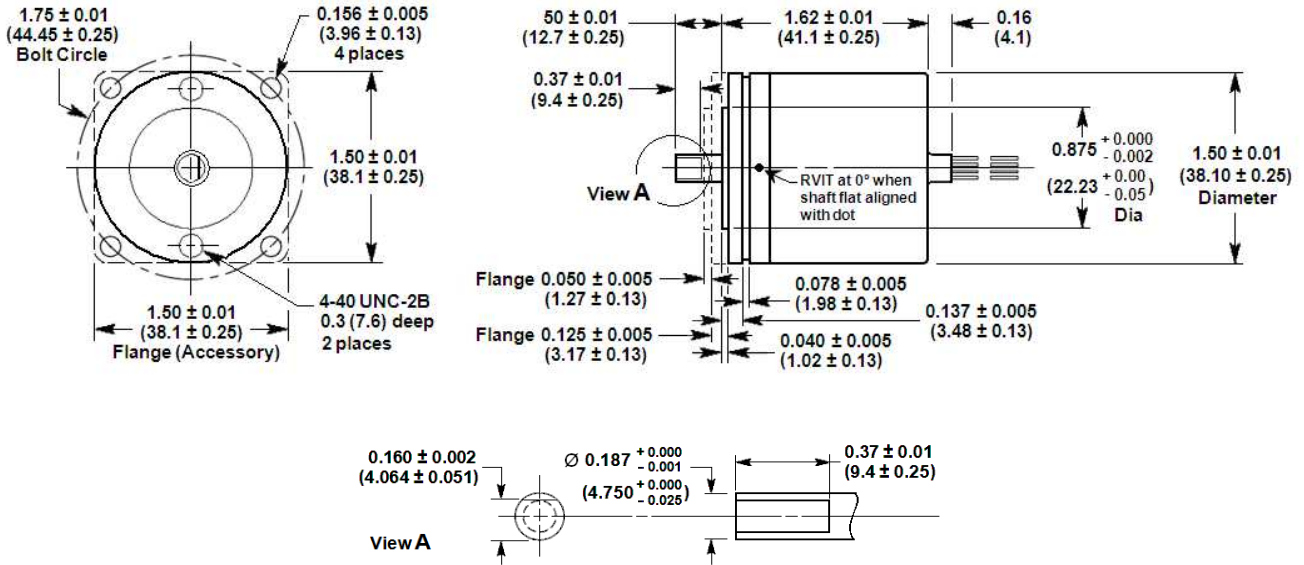
FRO (Full Range Output): Algebraic difference in outputs measured at the ends of the range

(*) Ratiometric to input voltage

WIRING INFORMATION



DIMENSIONS



Dimensions are in inch (mm)

Polarity information:

With the shaft flat aligned with the 0° dot on housing, the output will increase if the shaft is rotated clockwise when viewed from the shaft end.

For RVIT 15-60 (±60°) the 0° position is in the middle of the range. When the shaft is rotated clockwise, the output voltage is positive (increasing). When the shaft is rotated counterclockwise from the 0° position, the output voltage is negative (decreasing).

For RVIT 15-120i (0 to 120°), the 0° position is for the 4mA output. When the shaft is rotated clockwise from the 0° position, the output increases (to 20mA at 120°). For reverse polarity, refer to the custom version in the ordering information section.

RVIT 15-60 & 15-120i

Rotary Variable Inductance Transducers

ORDERING INFORMATION

Description, standard	Model	Part Number
RVIT ± 60 degree range, ± 3 VDC ratiometric output	RVIT 15-60	02180000-060
RVIT 0 to 120 degree range, 4-20mA output	RVIT 15-120i	02181600-120

Description, custom versions	Model	Part Number
RVIT 0 to 80 degree range, 4-20mA output	RVIT 15-80i	03181600-080
RVIT 0 to 80 degree range, 20-4mA output	RVIT 15-80i Negative Slope	03181700-080
RVIT 0 to 90 degree range, 4-20mA output	RVIT 15-90i	73180003-000

For the above custom versions or others, consult factory for minimum quantity, pricing, and availability.

ACCESSORIES		
R-FLEX multipurpose coupling kit	R-FLEX	66530072-000
Flange Mount for RVIT 15		04180029-001
DC power supply (15VDC) for RVIT 15-120i	PSD 40-15	02291339-000

The information given herein, including drawings, illustrations and schematics which are intended for illustration purposes only, is believed to be reliable. However, TE Connectivity makes no warranties as to its accuracy or completeness and disclaims any liability in connection with its use. TE Connectivity's obligations shall only be as set forth in TE Connectivity's Standard Terms and Conditions of Sale for this product and in no case will TE Connectivity be liable for any incidental, indirect or consequential damages arising out of the sale, resale, use or misuse of the product. Users of TE Connectivity products should make their own evaluation to determine the suitability of each such product for the specific application.

中国大陆
西安鑫源宇通电子科技有限公司
陕西省西安市高新区锦业路70号航
天恒星园区1号厂房一层南
Tel: 400-780-9688
sales@senstechxyz.com

中国香港
深大实业有限公司
香港新界沙田安平街6号新贸易
中心B座13楼06室
Tel: +86 17792099916
info@caltropinstruments.com

新加坡
深大实业有限公司
香港新界沙田安平街6号新贸易
中心B座13楼06室
Tel: +86 17792099919
info@senstechxyz.com